

Valve Accessories

Butterfly Valves



WEATHERSHIELDS		NON-SPRING RETURN ACTUATORS			SPRING RETURN ACTUATORS	LIST PRICE
		AM	GM	SY	AF	
	ZS-BFV-10 AM Series for F6, F7 HD(U)	•				\$262.00
	ZS-BFV-20 GM Series for F6, F7 HD(U)		•			\$262.00
	ZS-BFV-30 AF Series for F6, F7 HD(U)				•	\$262.00
	ZS-BFV-60 Dual GM Series for F6 HD(U) (4" - 6")		•			\$464.00
	ZS-BFV-70 Dual AF Series for F6 HD(U) (2.5" - 3")				•	\$464.00
	ZS-BFV-80 Dual AF Series for F6 HD(U) (4", 5")				•	\$464.00
	ZS-BFV-90 Dual AF/GM Series for F7 HD(U) below 4" (specify Valve size)		•		•	\$464.00
	ZS-BFV-100 Dual GM Series for F7 HD(U) (4" - 6")		•			\$464.00
ELECTRIC DISCONNECT						
	SY-HOA-110 Local Electric Disconnect SY2-SY12 110V - 2 Position			•		\$548.00
	SY-HOA-110P Local Electric Disconnect SY2-SY12 110V - Proportional			•		\$548.00
	SY-HOA-24 Local Electric Disconnect SY2-SY12 24V - 2 Position			•		\$548.00
	SY-HOA-24P Local Electric Disconnect SY2-SY12- 24 Proportional			•		\$548.00
AUXILIARY SWITCHES & POTENTIOMETERS						
	SY-1000-FB01 1000 Ω Feedback Potentiometer 2 Position, Factory Installed Option Only			•		\$236.00
	SY-1000-FB02 1000 Ω Feedback Potentiometer Proportional, Factory Installed Option Only (Proportional Models SYx...-P, SR or MFT)			•		\$236.00
PROGRAMMING TOOLS						
	MFT-P US Belimo MFT Configuration Software (V3.X) Includes: PC Tool software and MFT-LBL Kit US (interface cables [ZIP-RS232 US and ZIP-USB-MP] not included)	•	•	•	•	\$140.00
INTERFACES, CABLES						
  	ZIP-USB-MP US PC-Interface: Compact Unit for use with USB port and "ZK" Style Cable Adapter (ZK Cable Below Purchased Separately)	•	•	•	•	\$490.00
	ZK1-GEN Cable for Use with ZIP-USB-MP US to Connect to New Generation Non-Spring Return Actuator via Diagnostic/ Programming Socket	•	•			\$72.00
	ZK2-GEN Cable for Use with ZIP-USB-MP US to Connect with Spring and Non-Spring Return Actuators Not Equipped with Diagnostic/ Programming Socket	•	•	•		\$42.00

L30056 - 04/10 - Subject to change. © Belimo Aircontrols (USA), Inc.



INTERFACES, CABLES		NON-SPRING RETURN ACTUATORS			SPRING RETURN ACTUATORS	LIST PRICE
		AM	GM	SY	AF	
	ZK3-GEN Cable to Connect ZIP-RS232 US and MFT-H SET US to New Generation Non-Spring Return Actuator via Diagnostic/ Programming Socket	•	•			\$110.00
	ZK6-GEN Cable for Use with ZIP-USB-MP US to Connect to SY Actuator via RJII Port			•		\$44.00

BATTERY BACKUP		NON-SPRING RETURN ACTUATORS			SPRING RETURN ACTUATORS	LIST PRICE
		AM	GM	SY	AF	
	NSV24 US Battery backup module	•	•			\$492.00
	NSV-BAT US 12VDC 1.2 AH battery (2 required)	•	•			\$106.00
	NSV-SY-01 Battery Backup System for SY1-SY6 2 Position - 110 VAC			•		\$3,718.00
	NSV-SY-02 Battery Backup System for SY1-SY6 Proportional - 120 VAC			•		\$3,886.00
	NSV-SY-03 Battery Backup System for SY-7 2 Position - 110 VAC			•		\$3,986.00
	NSV-SY-04 Battery Backup System for SY-7 Proportional - 110 VAC			•		\$4,158.00
	NSV-SY-05 Battery Backup System for SY8-SY12 2 Position - 110 VAC			•		\$6,304.00
	NSV-SY-06 Battery Backup System for SY8-SY12 Proportional - 120 VAC			•		\$6,476.00
	NSV-SY-11 Battery Backup System for SY1-SY5 2 Position - 24 VAC			•		\$4,338.00
	NSV-SY-12 Battery Backup System for SY1-SY5 Proportional - 24 VAC			•		\$4,452.00
	NSV-SY-21 Battery Backup System for SY1-SY6 2 Position - 220 VAC			•		\$4,282.00
	NSV-SY-22 Battery Backup System for SY1-SY6 Proportional - 230 VAC			•		\$4,394.00
NSV-SY-23 Battery Backup System for SY7-SY9 2 Position - 220 VAC			•		\$4,462.00	
NSV-SY-24 Battery Backup System for SY7-SY9 Proportional - 230 VAC			•		\$4,570.00	
NSV-SY-25 Battery Backup System for SY10-SY12 2 Position - 220 VAC			•		\$7,432.00	
NSV-SY-26 Battery Backup System for SY10-SY12 Proportional - 230 VAC			•		\$7,546.00	


L30056 - 04/10 - Subject to change. © Belimo Aircontrols (USA), Inc.


BUTTERFLY VALVES


Valve Accessories

Butterfly Valves



HANDWHEELS	NON-SPRING RETURN ACTUATORS			SPRING RETURN ACTUATORS	LIST PRICE
	AM	GM	SY	AF	
	ZG-SY23 SY2-SY3 Handwheel (replacement only)		•		\$42.00
	ZG-SY46 SY4-SY6 Handwheel (replacement only)		•		\$58.00
	ZG-SY78 SY7-SY8 Handwheel (replacement only)		•		\$186.00
	ZG-SY912 SY9-SY12 Handwheel (replacement only)		•		\$204.00

MANUAL HANDLES		VALVE	LIST PRICE
		HD	
	F650HD+HND01 2" HD Series Valve with Manual Handle Ductile Iron, 200 psi close-off, C _v 115	•	\$206.00
	F665HD+HND01 2.5" HD Series Valve with Manual Handle Ductile Iron, 200 psi close-off, C _v 196	•	\$220.00
	F680HD+HND01 3" HD Series Valve with Manual Handle Ductile Iron, 200 psi close-off, C _v 302	•	\$242.00
	F6100HD+HND02 4" HD Series Valve with Manual Handle Ductile Iron, 200 psi close-off, C _v 600	•	\$320.00
	F6125HD+HND02 5" HD Series Valve with Manual Handle Ductile Iron, 200 psi close-off, C _v 1022	•	\$462.00
	F6150HD+HND02 6" HD Series Valve with Manual Handle Ductile Iron, 200 psi close-off, C _v 1579	•	\$540.00
	F6200HD+HND03 8" HD Series Valve with Manual Handle Ductile Iron, 200 psi close-off, C _v 3136	•	\$798.00

GEAR OPERATORS		VALVE	LIST PRICE
		HD	
	F650HD+GW01 2" HD Series Valve with Manual Gear Operator Ductile Iron, 200 psi close-off, C _v 115	•	\$320.00
	F665HD+GW01 2.5" HD Series Valve with Manual Gear Operator Ductile Iron, 200 psi close-off, C _v 196	•	\$420.00
	F680HD+GW01 3" HD Series Valve with Manual Gear Operator Ductile Iron, 200 psi close-off, C _v 302	•	\$460.00
	F6100HD+GW02 4" HD Series Valve with Manual Gear Operator Ductile Iron, 200 psi close-off, C _v 600	•	\$532.00
	F6125HD+GW02 5" HD Series Valve with Manual Gear Operator Ductile Iron, 200 psi close-off, C _v 1022	•	\$630.00
	F6150HD+GW02 6" HD Series Valve with Manual Gear Operator Ductile Iron, 200 psi close-off, C _v 1579	•	\$676.00
	F6200HD+GW03 8" HD Series Valve with Manual Gear Operator Ductile Iron, 200 psi close-off, C _v 3136	•	\$1,008.00
	F6250HD+GW03 10" HD Series Valve with Manual Gear Operator Ductile Iron, 200 psi close-off, C _v 5340	•	\$1,340.00
	F6300HD+GW04 12" HD Series Valve with Manual Gear Operator Ductile Iron, 200 psi close-off, C _v 8250	•	\$1,920.00
	F6350HD+GW04 14" HD Series Valve with Manual Gear Operator Ductile Iron, 150 psi close-off, C _v 11917	•	\$2,482.00
	F6400HD+GW05 16" HD Series Valve with Manual Gear Operator Ductile Iron, 150 psi close-off, C _v 16388	•	\$4,230.00
	F6450HD+GW06 18" HD Series Valve with Manual Gear Operator Ductile Iron, 150 psi close-off, C _v 21705	•	\$5,096.00
	F6500HD+GW07 20" HD Series Valve with Manual Gear Operator Ductile Iron, 150 psi close-off, C _v 27908	•	\$7,320.00
	F6600HD+GW08 24" HD Series Valve with Manual Gear Operator Ductile Iron, 150 psi close-off, C _v 43116	•	\$12,310.00
	F6750HD+GW09 30" HD Series Valve with Manual Gear Operator Ductile Iron, 150 psi close-off, C _v 73426	•	\$23,500.00

L30056 - 04/10 - Subject to change. © Belimo Aircontrols (USA), Inc.

MANUAL HANDLES


F650-150SHP+HND05 2" SHP Series Valve with Manual Handle Cast Steel, ANSI 150 close-off limitations, C _v 102	•	\$2,650.00
F665-150SHP+HND05 2.5" SHP Series Valve with Manual Handle Cast Steel, ANSI 150 close-off limitations, C _v 146	•	\$2,690.00
F680-150SHP+HND06 3" SHP Series Valve with Manual Handle Cast Steel, ANSI 150 close-off limitations, C _v 228	•	\$2,748.00
F6100-150SHP+HND06 4" SHP Series Valve with Manual Handle Cast Steel, ANSI 150 close-off limitations, C _v 451	•	\$2,928.00
F6125-150SHP+HND07 5" SHP Series Valve with Manual Handle Cast Steel, ANSI 150 close-off limitations, C _v 714	•	\$4,700.00
F6150-150SHP+HND07 6" SHP Series Valve with Manual Handle Cast Steel, ANSI 150 close-off limitations, C _v 1103	•	\$4,294.00
F6200-150SHP+HND08 8" SHP Series Valve with Manual Handle Cast Steel, ANSI 150 close-off limitations, C _v 2064	•	\$5,492.00

GEAR OPERATORS


F650-150SHP+GW10 2" SHP Series Valve with Manual Gear Operator Cast Steel, ANSI 150 close-off limitations, C _v 102	•	\$3,600.00
F665-150SHP+GW10 2.5" SHP Series Valve with Manual Gear Operator Cast Steel, ANSI 150 close-off limitations, C _v 146	•	\$3,680.00
F680-150SHP+GW11 3" SHP Series Valve with Manual Gear Operator Cast Steel, ANSI 150 close-off limitations, C _v 228	•	\$3,736.00
F6100-150SHP+GW11 4" SHP Series Valve with Manual Gear Operator Cast Steel, ANSI 150 close-off limitations, C _v 451	•	\$3,850.00
F6125-150SHP+GW12 5" SHP Series Valve with Manual Gear Operator Cast Steel, ANSI 150 close-off limitations, C _v 714	•	\$5,300.00
F6150-150SHP+GW12 6" SHP Series Valve with Manual Gear Operator Cast Steel, ANSI 150 close-off limitations, C _v 1103	•	\$5,380.00
F6200-150SHP+GW13 8" SHP Series Valve with Manual Gear Operator Cast Steel, ANSI 150 close-off limitations, C _v 2064	•	\$6,364.00
F6250-150SHP+GW15 10" SHP Series Valve with Manual Gear Operator Cast Steel, ANSI 150 close-off limitations, C _v 3517	•	\$9,468.00
F6300-150SHP+GW17 12" SHP Series Valve with Manual Gear Operator Cast Steel, ANSI 150 close-off limitations, C _v 4837	•	\$12,470.00
F6350-150SHP+GW19 14" SHP Series Valve with Manual Gear Operator Cast Steel, ANSI 150 close-off limitations, C _v 6857	•	\$16,486.00
F6400-150SHP+GW21 16" SHP Series Valve with Manual Gear Operator Cast Steel, ANSI 150 close-off limitations, C _v 9287	•	\$23,398.00
F6450-150SHP+GW23 18" SHP Series Valve with Manual Gear Operator Cast Steel, ANSI 150 close-off limitations, C _v 11500	•	\$27,276.00
F6500-150SHP+GW25 20" SHP Series Valve with Manual Gear Operator Cast Steel, ANSI 150 close-off limitations, C _v 14420	•	\$36,600.00
F6600-150SHP+GW27 24" SHP Series Valve with Manual Gear Operator Cast Steel, ANSI 150 close-off limitations, C _v 22050	•	\$50,800.00
F6750-150SHP+GW29 30" SHP Series Valve with Manual Gear Operator Cast Steel, ANSI 150 close-off limitations, C _v 34388	•	\$91,200.00



L30056 - 04/10 - Subject to change. © Belimo Aircontrols (USA), Inc.

BUTTERFLY VALVES

Valve Accessories

Butterfly Valves



		VALVE	
		300SHP	LIST PRICE
MANUAL HANDLES			
	F650-300SHP+HND05 2" SHP Series Valve with Manual Handle Cast Steel, ANSI 300 close-off limitations, C _v 100	•	\$3,084.00
	F665-300SHP+HND05 2.5" SHP Series Valve with Manual Handle Cast Steel, ANSI 300 close-off limitations, C _v 143	•	\$3,104.00
	F680-300SHP+HND06 3" SHP Series Valve with Manual Handle Cast Steel, ANSI 300 close-off limitations, C _v 223	•	\$2,854.00
	F6100-300SHP+HND06 4" SHP Series Valve with Manual Handle Cast Steel, ANSI 300 close-off limitations, C _v 435	•	\$3,054.00
	F6125-300SHP+HND07 5" SHP Series Valve with Manual Handle Cast Steel, ANSI 300 close-off limitations, C _v 688	•	\$5,334.00
	F6150-300SHP+HND08 6" SHP Series Valve with Manual Handle Cast Steel, ANSI 300 close-off limitations, C _v 1041	•	\$4,316.00
GEAR OPERATORS			
	F650-300SHP+GW10 2" SHP Series Valve with Manual Gear Operator Cast Steel, ANSI 300 close-off limitations, C _v 100	•	\$3,798.00
	F665-300SHP+GW10 2.5" SHP Series Valve with Manual Gear Operator Cast Steel, ANSI 300 close-off limitations, C _v 143	•	\$3,818.00
	F680-300SHP+GW11 3" SHP Series Valve with Manual Gear Operator Cast Steel, ANSI 300 close-off limitations, C _v 223	•	\$3,568.00
	F6100-300SHP+GW11 4" SHP Series Valve with Manual Gear Operator Cast Steel, ANSI 300 close-off limitations, C _v 435	•	\$3,762.00
	F6125-300SHP+GW12 5" SHP Series Valve with Manual Gear Operator Cast Steel, ANSI 300 close-off limitations, C _v 688	•	\$6,030.00
	F6150-300SHP+GW13 6" SHP Series Valve with Manual Gear Operator Cast Steel, ANSI 300 close-off limitations, C _v 1041	•	\$5,012.00
	F6200-300SHP+GW14 8" SHP Series Valve with Manual Gear Operator Cast Steel, ANSI 300 close-off limitations, C _v 1911	•	\$6,674.00
	F6250-300SHP+GW16 10" SHP Series Valve with Manual Gear Operator Cast Steel, ANSI 300 close-off limitations, C _v 3194	•	\$11,068.00
	F6300-300SHP+GW18 12" SHP Series Valve with Manual Gear Operator Cast Steel, ANSI 300 close-off limitations, C _v 4428	•	\$14,616.00
	F6350-300SHP+GW20 14" SHP Series Valve with Manual Gear Operator Cast Steel, ANSI 300 close-off limitations, C _v 5702	•	\$25,828.00
	F6400-300SHP+GW22 16" SHP Series Valve with Manual Gear Operator Cast Steel, ANSI 300 close-off limitations, C _v 8243	•	\$30,524.00
	F6450-300SHP+GW24 18" SHP Series Valve with Manual Gear Operator Cast Steel, ANSI 300 close-off limitations, C _v 9712	•	\$38,850.00
	F6500-300SHP+GW26 20" SHP Series Valve with Manual Gear Operator Cast Steel, ANSI 300 close-off limitations, C _v 10658	•	\$49,626.00
	F6600-300SHP+GW28 24" SHP Series Valve with Manual Gear Operator Cast Steel, ANSI 300 close-off limitations, C _v 16205	•	\$72,842.00

BUTTERFLY VALVES

L30056 - 04/10 - Subject to change. © Belimo Aircontrols (USA), Inc.